


SECTION A-A
SCALE 1 : 1



STATIC TORQUE RECOMMENDATION: 21-36 in-lbs
REQUIREMENT MAY VARY DEPENDING UPON CONTAINER MATERIAL,
NECK FINISH, AND CAPPING EQUIPMENT

DIMENSIONS ENCLOSED IN () INDICATE REFERENCE DIMENSIONS
AND NO TOLERANCE LIMITS ARE ESTABLISHED

DIMENSIONS PRECEDED BY AN *** INDICATE THE DIMENSION IS
PROCESS SENSITIVE. PROCESS SENSITIVE DIMENSIONS ARE
VERIFIED TO BE WITHIN THE TOLERANCE LIMITS DURING THE
PRODUCTION RUN. ALL REMAINING DIMENSIONS ARE VERIFIED AT
PRODUCTION VALIDATION.

PROPRIETARY AND CONFIDENTIAL

THIS DRAWING IS PROTECTED BY COPYRIGHT AND CONTAINS
INFORMATION PROPRIETARY TO MOLD-RITE PLASTICS AND ITS
SUBSIDIARIES. ANY REPRODUCTION, DISCLOSURE, OR USE OF
ITS CONTENTS OR ANY PART THEREOF IS EXPRESSLY
PROHIBITED EXCEPT AS MOLD-RITE PLASTICS AND ITS
SUBSIDIARIES OTHERWISE MAY AGREE IN WRITING.

THIS MASTER DOCUMENT IS CONTROLLED ELECTRONICALLY.
PRINTED OR DOWNLOADED COPIES ARE UNCONTROLLED.
DOCUMENT USERS ARE RESPONSIBLE FOR ENSURING THEY HAVE
THE LATEST REVISION PRIOR TO USE.

THE PART DIMENSIONS DEPICTED ARE THOSE WHICH HAVE GENERALLY BEEN FOUND TO BE FUNCTIONAL BASED ON INDUSTRY EXPERIENCE.
BECAUSE OF VARIABILITY IN CONTAINER FINISHES, EACH CLOSURE/FINISH SYSTEM SHOULD BE INDIVIDUALLY EVALUATED AND TESTED TO
ENSURE IT MEETS APPLICABLE PERFORMANCE CRITERIA.

MOLD-RITE PLASTICS AND ITS SUBSIDIARIES RESERVE THE RIGHT TO REVISE ANY OR ALL SPECIFICATIONS AND REQUIREMENTS.

REFERENCE	TOLERANCE	DIMENSION	UNITS
E	±0.012 [0.30]	1.985 [50.42]	in [mm]
T'	±0.012 [0.30]	2.079 [52.81]	in [mm]
H [Seated]	REFERENCE	0.521 [13.23]	in [mm]
H [INNER]	±0.012 [0.30]	0.398 [10.11]	in [mm]
OD	±0.018 [0.46]	2.388 [60.66]	in [mm]
OAH	±0.020 [0.51]	0.695 [17.65]	in [mm]
PART WEIGHT	REFERENCE	12.8	g

THREAD DETAIL INFORMATION: 6 THREADS PER INCH 0.167" [4.24] PITCH 380° FULL DEPTH THREADS

DRAWN BY:	BDG	3/1/2016
ENG APPR:	REL	9/11/2018
QA APPR:	BDG	9/11/2018



DRAWING TITLE:
53-400 CRC Assm
PDT EMBOSS

MATERIAL: POLYPROPYLENE

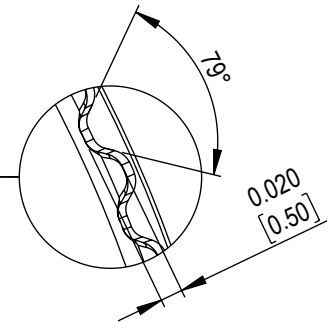

DRAWING TYPE: CUSTOMER DISTRIBUTION CODE: D

REPLACES DRAWINGS: C-8027

MODEL NUMBER: PM 10135 53-400 PDT CRC Assm

DWG SIZE: 8.5" x 11" DRAWING NUMBER: REVISION:

SCALE: SHEET: CQA-10094 02.AD
1:2 & NOTED 1 OF 3



DETAIL RIBBING
SCALE 6 : 1
(88) EQUISPACED RIBS

DIMENSIONS ENCLOSED IN () INDICATE REFERENCE DIMENSIONS AND NO TOLERANCE LIMITS ARE ESTABLISHED

PROPRIETARY AND CONFIDENTIAL
THIS DRAWING IS PROTECTED BY COPYRIGHT AND CONTAINS INFORMATION PROPRIETARY TO MOLD-RITE PLASTICS AND ITS SUBSIDIARIES. ANY REPRODUCTION, DISCLOSURE, OR USE OF ITS CONTENTS OR ANY PART THEREOF IS EXPRESSLY PROHIBITED EXCEPT AS MOLD-RITE PLASTICS AND ITS SUBSIDIARIES OTHERWISE MAY AGREE IN WRITING

THE PART DIMENSIONS DEPICTED ARE THOSE WHICH HAVE GENERALLY BEEN FOUND TO BE FUNCTIONAL BASED ON INDUSTRY EXPERIENCE
BECAUSE OF VARIABILITY IN CONTAINER FINISHES, EACH CLOSURE/FINISH SYSTEM SHOULD BE INDIVIDUALLY EVALUATED AND TESTED TO ENSURE IT MEETS APPLICABLE PERFORMANCE CRITERIA.
MOLD-RITE PLASTICS AND ITS SUBSIDIARIES RESERVE THE RIGHT TO REVISE ANY OR ALL SPECIFICATIONS AND REQUIREMENTS.

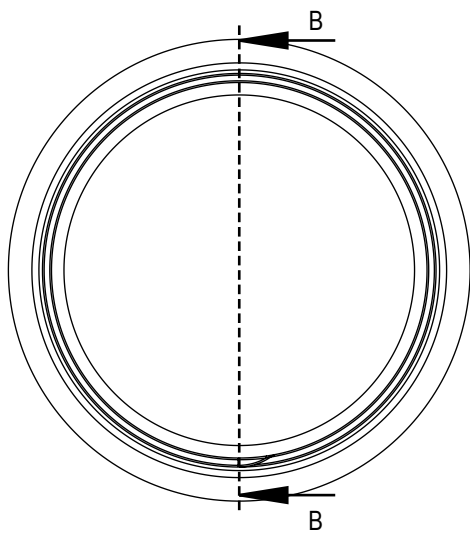
REVISION HISTORY						
DATE	REV	N/P	DESCRIPTION	ENG	DRW	
03/11/15	01	AA	DRAWING CREATED	BDG	BDG	
09/29/15	01	AB	UPDATED SPECIFICATIONS BASED ON PRODUCTION VALIDATION	BDG	BDG	
02/10/16	02	AA	UPDATED ASSEMBLY MODEL WITH REVISED INNER, CRC ENGINE ANGLE REVISED	BDG	BDG	
07/07/16	02	AB	UPDATED SPECIFICATION BASED ON REQUALIFICATION OF MOLDS	BDG	BDG	
09/11/18	02	AC	UPDATED DRAWING FORMAT. CORRECTED (mm) CONVERSION FOR PAGE 3	BDG	BDG	
06/20/23	02	AD	UPDATED DRAWING STANDARD AND LOGO	BDG	BDG	
REVISIONS: REV: A PHYSICAL CHANGE TO THE PART IMPACTING FIT, FORM OR FUNCTION N/P: DRAWING OR SPECIFICATION CHANGE ONLY						



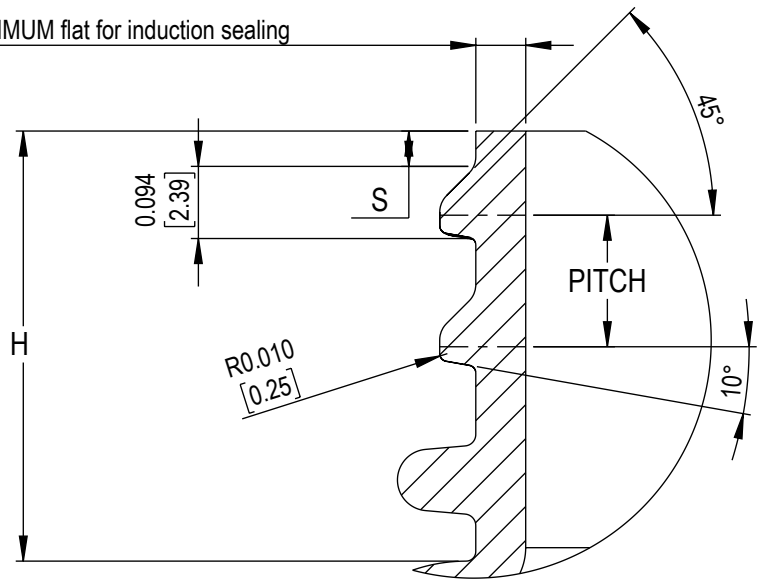
DRAWING TITLE:
**53-400 CRC Assm
PDT EMBOSS**

THIS MASTER DOCUMENT IS CONTROLLED ELECTRONICALLY. PRINTED OR DOWNLOADED COPIES ARE UNCONTROLLED. DOCUMENT USERS ARE RESPONSIBLE FOR ENSURING THEY HAVE THE LATEST REVISION PRIOR TO USE.

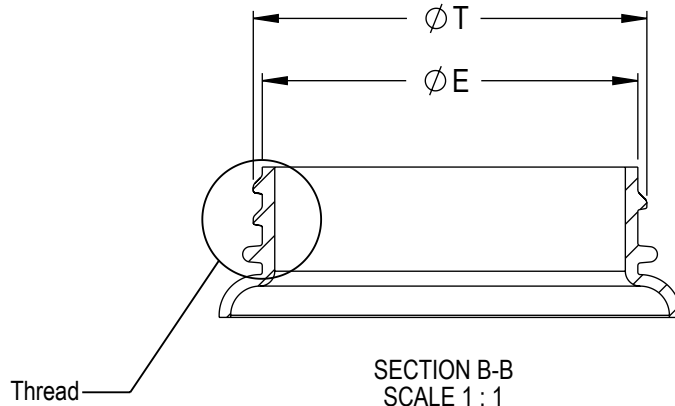
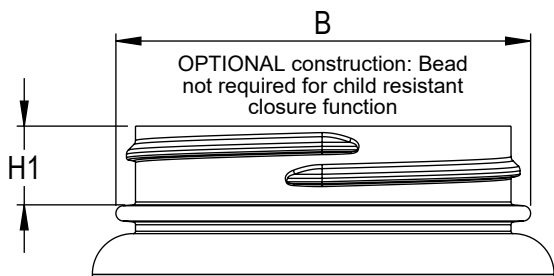
DRAWING TYPE: CUSTOMER	DISTRIBUTION CODE: D
DWG SIZE: 8.5" x 11"	DRAWING NUMBER: CQA-10094
SCALE: 1:2 & NOTED	SHEET: 2 OF 3
	REVISION: 02.AD



0.050 MINIMUM flat for induction sealing



DETAIL Thread
SCALE 4 : 1



SECTION B-B
SCALE 1 : 1

CHILD RESISTANT PROTOCOL TESTING NOTE: MOLD-RITE PLASTICS, LLC CERTIFIES THAT ITS CHILD RESISTANT CLOSURES PASSED TESTS OUTLINED IN 16 CFR SECTION 1700.20 TESTING PROCEDURE AND MEET WITH REQUIREMENTS DEFINED BY 16 CFR SECTION 1700.15 POISON PREVENTION PACKAGING STANDARDS, GENERALLY. IT IS RECOMMENDED THAT CUSTOMERS CONDUCT TESTING TO CONFIRM CLOSURES PERFORM AS EXPECTED WITH THEIR SPECIFIC CONTAINERS AND CONDITIONS OF USE.

RECOMMENDED NECK FINISH IS DETERMINED FOR PROPER FUNCTIONAL PERFORMANCE WITH MOLD-RITE CLOSURE. USE OF MOLD-RITE CLOSURE WITH CONTAINER NOT MATCHING RECOMMENDED NECK FINISH SHOULD BE TESTED AND CONFIRMED FOR APPLICATION BY THE USER.

NOMINAL ORIENTATION OF CLOSURE (IF INDICATED) IS BASED ON NOMINAL DIMENSIONS OF BOTH CLOSURE AND RECOMMENDED NECK FINISH. FOR EXACT ORIENTATION, EACH CONTAINER SHOULD BE EVALUATED ON A CASE BY CASE BASIS.

DIMENSIONS ENCLOSED IN () INDICATE REFERENCE DIMENSIONS AND NO TOLERANCE LIMITS ARE ESTABLISHED

PROPRIETARY AND CONFIDENTIAL
THIS DRAWING IS PROTECTED BY COPYRIGHT AND CONTAINS INFORMATION PROPRIETARY TO MOLD-RITE PLASTICS AND ITS SUBSIDIARIES. ANY REPRODUCTION, DISCLOSURE, OR USE OF ITS CONTENTS OR ANY PART THEREOF IS EXPRESSLY PROHIBITED EXCEPT AS MOLD-RITE PLASTICS AND ITS SUBSIDIARIES OTHERWISE MAY AGREE IN WRITING

THE PART DIMENSIONS DEPICTED ARE THOSE WHICH HAVE GENERALLY BEEN FOUND TO BE FUNCTIONAL BASED ON INDUSTRY EXPERIENCE. BECAUSE OF VARIABILITY IN CONTAINER FINISHES, EACH CLOSURE/FINISH SYSTEM SHOULD BE INDIVIDUALLY EVALUATED AND TESTED TO ENSURE IT MEETS APPLICABLE PERFORMANCE CRITERIA.

MOLD-RITE PLASTICS AND ITS SUBSIDIARIES RESERVE THE RIGHT TO REVISE ANY OR ALL SPECIFICATIONS AND REQUIREMENTS.

REFERENCE	DIMENSION	TOLERANCE	UNITS
E	1.956 [49.68]	± 0.017 [0.43]	in [mm]
T	2.050 [52.07]	± 0.017 [0.43]	in [mm]
S	0.046 [1.17]	± 0.015[0.38]	in [mm]
H	0.560 [14.22]	MINIMUM	in [mm]
H1	0.410 [10.41]	MINIMUM	in [mm]
B	2.160 [54.86]	MAXIMUM	in [mm]
TPI	6		
PITCH	0.167 [4.24]		in [mm]



DRAWING TITLE:
53-400 CRC Assm
PDT EMBOSS
RECOMMENDED NECK FINISH

THIS MASTER DOCUMENT IS CONTROLLED ELECTRONICALLY. PRINTED OR DOWNLOADED COPIES ARE UNCONTROLLED. DOCUMENT USERS ARE RESPONSIBLE FOR ENSURING THEY HAVE THE LATEST REVISION PRIOR TO USE.

DRAWING TYPE: CUSTOMER		DISTRIBUTION CODE: D	
DWG SIZE: 8.5" x 11"	DRAWING NUMBER:	REVISION:	
SCALE: 1:2 & NOTED	SHEET: 3 OF 3	CQA-10094	02.AD



1 PLANT STREET
 PLATTSBURGH, NY 12901
 TEL 518.561.1812
 FAX 518.561.0017
MRPCAP.COM

Product Data Sheet

MRPRD02 Red

Product Description

This specification, designated by Mold-Rite Plastics, covers all colorants that meet the typical value data listed below;

Regulatory Compliance

FDA – Title 21 CFR for Food & Drug Contact
 RoHS Compliant
 CONEG/Heavy Metal Compliant
 Proposition 65 Compliant

Typical Properties	Typical Value
Density	.90-.91
Pellets	Standard
Carrier Resin	PP
Visual Evaluation	Excellent
Additives	None

For further regulatory information, contact Mold-Rite Plastics customer service or sales department.

Notes: These are typical properties not to be construed as specifications. Mold-Rite Plastics reserves that right to include any other colorant that meets that above data values and regulatory requirements.

All results were obtained from manufacturer product data sheets (where applicable). The data are intended as a general guide only and do not necessarily represent results that may be obtained elsewhere. The use of Mold-Rite Plastics products must be guided by the users own methods for selection of proper formulation. Mold-Rite Plastics disclaims any responsibility for misuse or miss application of its products. Mold-Rite Plastics liability and customer’s exclusive remedy for any claims arising out of sales of its products are expressly limited at customer option for replacement not to exceed the purchase price plus transportation charges thereon in respect to any material which damage is claimed.

Rev 2; Date: 04/05/2016